





 <p>Penleigh &amp; Essendon Grammar School</p>	 <p>Camberwell Grammar School</p>	 <p>Ivanhoe Grammar School</p>	 <p>Mentone Grammar</p>	 <p>Peninsula Grammar</p>	 <p>Trinity Grammar School</p>	 <p>Yarra Valley Grammar School</p>
---	--	---	--	---	---	--



# ASSOCIATED GRAMMAR SCHOOLS

---

## OF VICTORIA

JUNIOR SCHOOLS' ATHLETICS CARNIVAL

Monday 13th October 2025

10.00am – 2:15pm  
(9.30am arrival)

Tom Kelly - Doncaster Athletics Track

*Spikes may be worn in laned events only  
Students may enter two individual events plus one relay event*

## **THE ASSOCIATED GRAMMAR SCHOOLS OF VICTORIA**

### **PROGRAM SUMMARY**

<b>Track Program</b>	
10:00 – 10:30am	800m (Events 1-6)
10:30 – 11:00am	80m Hurdles (Events 7-18)
11:05 – 11:30am	100m (Events 49-72)
11:40 – 11:50am	400m (Events 73-74)
12:00 – 12:35pm	200m (Events 75-92)
12:40 – 1:20pm	1500m (Events 93-98)
1:25 – 1:55pm	4x100m (Events 99-110)

<b>Field Program</b>	
10:00 – 10:40am	Round 1 (Events 19-24)
10:40 – 11:20am	Round 2 (Events 25-30)
11:20 – 12:00pm	Round 3 (Events 31-36)
12:00 – 12:40pm	Round 4 (Events 37-42)
12:40 – 1:20pm	Round 5 (Events 43-48)

### **Lanes:**

<b><u>BOYS</u></b>		<b><u>GIRLS</u></b>	
Lane		Lane	
1	YARRA VALLEY	1	YARRA VALLEY
2	PENINSULA	2	PENINSULA
3	MENTONE	3	MENTONE
4	PEGS	4	PEGS
5	IVANHOE	5	IVANHOE
6	TRINITY		
7	CAMBERWELL		

## Order of Events:

Event No.	Gender	Age Group	Event	Students Entered
<b>Events</b>		<b>10:00 - 10:30am</b>		
1	Girls	9-10	800m	1
2	Boys	9-10	800m	1
3	Girls	11	800m	1
4	Boys	11	800m	1
5	Girls	12-13	800m	1
6	Boys	12-13	800m	1
<b>Events</b>		<b>10:30 - 11:00am</b>		<b>1</b>
7	Girls	9-10 B	80m hurdles	1
8	Girls	9-10 A	80m hurdles	1
9	Boys	9-10 B	80m hurdles	1
10	Boys	9-10 A	80m hurdles	1
11	Girls	11 B	80m hurdles	1
12	Girls	11 A	80m hurdles	1
13	Boys	11 B	80m hurdles	1
14	Boys	11 A	80m hurdles	1
15	Girls	12-13 B	80m hurdles	1
16	Girls	12-13 A	80m hurdles	1
17	Boys	12-13 B	80m hurdles	1
18	Boys	12-13 A	80m hurdles	1
<b>Events</b>		<b>10:00 - 10:40am</b>		
<b>Field Rotation #1</b>				
19	Girls	9-10	Long Jump	2
20	Boys	9-10	Long Jump	2
21	Girls	11	Triple Jump	2
22	Boys	11	Triple Jump	2
23	Girls	12-13	High Jump	2
24	Boys	12-13	High Jump	2
<b>Events</b>		<b>10:40 - 11:20am</b>		
<b>Field Rotation #2</b>				
25	Girls	9-10	Discus	2
26	Boys	9-10	Discus	2
27	Girls	11	Shot Put	2
28	Boys	11	Shot Put	2
29	Girls	12-13	Long Jump	2
30	Boys	12-13	Long Jump	2
<b>Events</b>		<b>11:20am - 12:00pm</b>		
<b>Field Rotation #3</b>				
31	Girls	9-10	Triple Jump	2
32	Boys	9-10	Triple Jump	2
33	Girls	11	High Jump	2
34	Boys	11	High Jump	2
35	Girls	12-13	Shot Put	2
36	Boys	12-13	Shot Put	2

<b>Events</b>		<b>12:00 noon - 12:40pm</b>		
<b>Field Rotation #4</b>				
37	Girls	9-10	Shot Put	2
38	Boys	9-10	Shot Put	2
39	Girls	11	Discus	2
40	Boys	11	Discus	2
41	Girls	12-13	Triple Jump	2
42	Boys	12-13	Triple Jump	2
<b>Events</b>		<b>12:40pm – 1.20pm</b>		
<b>Field Rotation #5</b>				
43	Girls	9-10	High Jump	2
44	Boys	9-10	High Jump	2
45	Girls	11	Long Jump	2
46	Boys	11	Long Jump	2
47	Girls	12-13	Discus	2
48	Boys	12-13	Discus	2
<b>Events</b>		<b>11:05am - 11:30am</b>		
<b>Field Rotation #6</b>				
49	Girls	9-10	100m D	1
50	Girls	9-10	100m C	1
51	Girls	9-10	100m B	1
52	Girls	9-10	100m A	1
53	Boys	9-10	100m D	1
54	Boys	9-10	100m C	1
55	Boys	9-10	100m B	1
56	Boys	9-10	100m A	1
57	Girls	11	100m D	1
58	Girls	11	100m C	1
59	Girls	11	100m B	1
60	Girls	11	100m A	1
61	Boys	11	100m D	1
62	Boys	11	100m C	1
63	Boys	11	100m B	1
64	Boys	11	100m A	1
65	Girls	12-13	100m D	1
66	Girls	12-13	100m C	1
67	Girls	12-13	100m B	1
68	Girls	12-13	100m A	1
69	Boys	12-13	100m D	1
70	Boys	12-13	100m C	1
71	Boys	12-13	100m B	1
72	Boys	12-13	100m A	1
<b>Events</b>		<b>11:40am - 11:50am</b>		
<b>Field Rotation #7</b>				
73	Girls	12-13	400m	1
74	Boys	12-13	400m	1
<b>Events</b>		<b>12:00 noon - 12:35pm</b>		
<b>Field Rotation #8</b>				
75	Girls	9-10	200m C	1
76	Girls	9-10	200m B	1

77	Girls	9-10	200m A	1
78	Boys	9-10	200m C	1
79	Boys	9-10	200m B	1
80	Boys	9-10	200m A	1
81	Girls	11	200m C	1
82	Girls	11	200m B	1
83	Girls	11	200m A	1
84	Boys	11	200m C	1
85	Boys	11	200m B	1
86	Boys	11	200m A	1
87	Girls	12-13	200m C	1
88	Girls	12-13	200m B	1
89	Girls	12-13	200m A	1
90	Boys	12-13	200m C	1
91	Boys	12-13	200m B	1
92	Boys	12-13	200m A	1
<b>Events</b>		<b>12.40pm - 1:20pm</b>		
93	Boys	9-10	1500m	2
94	Girls	9-10	1500m	2
95	Boys	11	1500m	2
96	Girls	11	1500m	2
97	Boys	12-13	1500m	2
98	Girls	12-13	1500m	2
<b>Events</b>		<b>1:25pm - 1:55pm</b>		
99	Girls	9-10 B	4 x 100m Circular Relay	4
100	Girls	9-10 A	4 x 100m Circular Relay	4
101	Boys	9-10 B	4 x 100m Circular Relay	4
102	Boys	9-10 A	4 x 100m Circular Relay	4
103	Girls	11 B	4 x 100m Circular Relay	4
104	Girls	11A	4 x 100m Circular Relay	4
105	Boys	11B	4 x 100m Circular Relay	4
106	Boys	11A	4 x 100m Circular Relay	4
107	Girls	12-13 B	4 x 100m Circular Relay	4
108	Girls	12-13 A	4 x 100m Circular Relay	4
109	Boys	12-13 B	4 x 100m Circular Relay	4
110	Boys	12-13 A	4 x 100m Circular Relay	4

## Associated Grammar Schools of Victoria - Track

Event	Athlete	School	Record	Year
<b>80 m Hurdles</b>				
Boys 9-10 years	H. Middleton	Yarra Valley	14.10	1997
Boys 11 years	R. Illingworth	Yarra Valley	13.89	1998
Boys 12-13 years	N. Bachli	Trinity	12.92	1999
Girls 9-10 years	A. Harris	Yarra Valley	15.20	2012
Girls 11 years	A. Ehrenberg	PEGS	14.38	1997
Girls 12-13 years	C.Exton	Ivanhoe	13.75	2011
<b>100 metres</b>				
Boys 9-10 years	H. Hurley	Peninsula	13.08	2000
Boys 11 years	M. Trevaskis	Mentone	13.35	2000
Boys 12-13 years	A. Baddeley	PEGS	12.12	2000
Girls 9-10 years	M. Nesci	PEGS	14.51	2000
Girls 11 years	A. Thring	Peninsula	14.15	2000
Girls 12-13 years	A. Laidlaw	Mentone	13.41	2012
<b>200 metres</b>				
Boys 9-10 years	X.Young	PEGS	29.40	2016
Boys 11 years	A. Dogen	PEGS	28.05	2010
Boys 12-13 years	N. Irgat	PEGS	25.46	2001
Girls 9-10 years	L. Russo	PEGS	30.41	2005
Girls 11 years	S. Tzambazis	PEGS	29.48	1999
Girls 12-13 years	G. Fanning	Peninsula	28.22	2004
<b>400 metres</b>				
Boys 9-10 years				
Boys 11 years	S. Hadanich	Peninsula	1:08.90	2000
Boys 12-13 years	S.Farrelly	Peninsula	59.57	2019
Girls 9-10 years				
Girls 11 years	L. Dunsford	Peninsula	1:15.15	2002
Girls 12-13 years	A. Laidlaw	Mentone	1:01:55	2012
<b>800 metres</b>				
Boys 9-10 years	N. Buxton	Peninsula	2:31.55	2012
Boys 11 years	L. Doehmann	Camberwell	2.24.33	2014
Boys 12-13 years	D.Egodawatte	PEGS	2:15.40	2018
Girls 9-10 years	E. Aplin	PEGS	2:47.00	1999
Girls 11 years	M. Roux	Ivanhoe	2.43.01	2014
Girls 12-13 years	G. Torey	Peninsula	2:28.15	2012
<b>1500 metres</b>				
Boys 9-10 years	J. Sarris	PEGS	5:13:19	2016
Boys 11 years	F Quilty	Trinity	4.51.26	2023
Boys 12-13 years	D.Egodawatte	PEGS	4:39.04	2018
Girls 9-10 years	Z.Cornell	Ivanhoe	5.41.09	2014
Girls 11 years	R. Matulis	Peninsula	5.30.54	2007
Girls 12-13 years	R.Cridland	Peninsula	5.18.27	2009
<b>4 x 100m Relay</b>				
Boys 9-10 years		PEGS	59.59	2016
Boys 11 years		Mentone	56.66	2016
Boys 12-13 years		Peninsula	53.58	2019
Girls 9-10 years		PEGS	1:01.01	2007
Girls 11 years		PEGS	59.59	1997
Girls 12-13 years		Yarra Valley	56.64	2013

## Associated Grammar Schools of Victoria - Field

Event	Athlete	School	Record	Year
<b>Shot Put</b>				
Boys 9-10 years	M. Freeman	Peninsula	11.75m	2013
Boys 11 years	J. Allen	Peninsula	10.82m	2014
Boys 12-13 years	L. Picioane	PEGS	13.57m	1992
Girls 9-10 years	K. Vallance	Peninsula	10.06m	1998
Girls 11 years	P. Price	Mentone	9.21m	2014
Girls 12-13 years	E. Hickey	Yarra Valley	10.64m	1996
<b>High Jump</b>				
Boys 9-10 years	J. Wilson	Mentone	1.30m	2003
Boys 11 years	J. Lee	Camberwell	1.58m	1981
Boys 12-13 years	F. Doyle	Peninsula	1.58m	2014
Girls 9-10 years	T. Lam	Yarra Valley	1.22	2018
Girls 11 years	M.Carr	Mentone	1.40m	2018
Girls 12-13 years	J. Green	Peninsula	1.42m	2013
<b>Triple Jump</b>				
Boys 9-10 years	A. Tran	Ivanhoe	8.52m	2005
Boys 11 years	J.Sarris	PEGS	10.07m	2017
Boys 12-13 years	M. Morgan	PEGS	10.60m	1977
Girls 9-10 years	M. Schulz	PEGS	7.91m	2009
Girls 11 years	L. Garside	Mentone	9.46m	2007
Girls 12-13 years	R. Doggett	Yarra Valley	9.33m	2008
<b>Discus</b>				
Boys 9-10 years	A.Samuels	Ivanhoe	38.63m	2018
Boys 11 years	J. Verstegen	Ivanhoe	30.00m	2004
Boys 12-13 years	M. Spargiopou	PEGS	28.53m	2007
Girls 9-10 years	P. Price	Mentone	29.06m	2013
Girls 11 years	G. Maslen	Peninsula	26.68m	2005
Girls 12-13 years	H.Brodie	PEGS	33.12m	2016
<b>Long Jump</b>				
Boys 9-10 years	W.Katic	Trinity	4.44m	2017
Boys 11 years	M.Carta	PEGS	4.41m	2016
Boys 12-13 years	M. Ryan	Mentone	5.18m	1995
Girls 9-10 years	L. Dunsford	Peninsula	3.83m	2001
Girls 11 years	M.Carr	Mentone	4.07	2018
Girls 12-13 years	G. Fanning	Peninsula	4.45m	2004